



U.S. Department  
of Transportation

**Pipeline and Hazardous  
Materials Safety  
Administration**

1200 New Jersey Avenue, SE  
Washington, D.C. 20590

MAY 19 2016

Mr. Gary Rohn  
HDI Gauges  
Electrical Engineer  
4130 Directors Row  
Houston, TX 77092

Ref. No.: 15-0185

Dear Mr. Rohn:

This is in response to your e-mail dated September 11, 2015 requesting clarification of the Hazardous Materials Regulations (HMR; 49 CFR Parts 171-180 applicable to the selection of the most appropriate proper shipping name for lithium batteries. You state that you ship "battery packs" containing lithium metal batteries in two separate configurations using either two commercially available D batteries or one DD battery. You ask if the battery packs are most appropriately classified as UN 3090, "Lithium metal batteries" or as UN 3091, "Lithium metal batteries, contained in equipment."

The battery packs you reference in your e-mail are most appropriately classified as UN 3090, "Lithium metal batteries." The introductory paragraph to § 173.185 states that "equipment means the device or apparatus for which the lithium cells or batteries will provide electrical power for its operation." Based on the information you have provided, it is the opinion of this Office that your battery packs are offered independently from any other device to which they provide electrical power, and are most appropriately described as UN 3090, "Lithium metal batteries."

I trust this information is helpful. If you have further questions, please do not hesitate to contact this office.

Sincerely,

Duane A. Pfund  
International Standards Coordinator  
Standards and Rulemaking Division

Webb  
\$175.185  
Batteries  
15-0185

**Dodd, Alice (PHMSA)**

---

**From:** Geller, Shelby CTR (PHMSA)  
**Sent:** Friday, September 11, 2015 3:39 PM  
**To:** Hazmat Interps  
**Subject:** FW: UN3090 vs. UN3091  
**Attachments:** B004\_RevG sht1.pdf; B004\_RevG sht2.pdf; B004\_RevG sht3.pdf; E260\_revG.PDF; TADIRAN SPEC for D Size.pdf; er-34615 for DD size.pdf

Dear Shante and Alice,

Forwarded is a request for a formal letter of interpretation. I spoke with Mr. Rohm about his question.

Thanks,  
Shelby

---

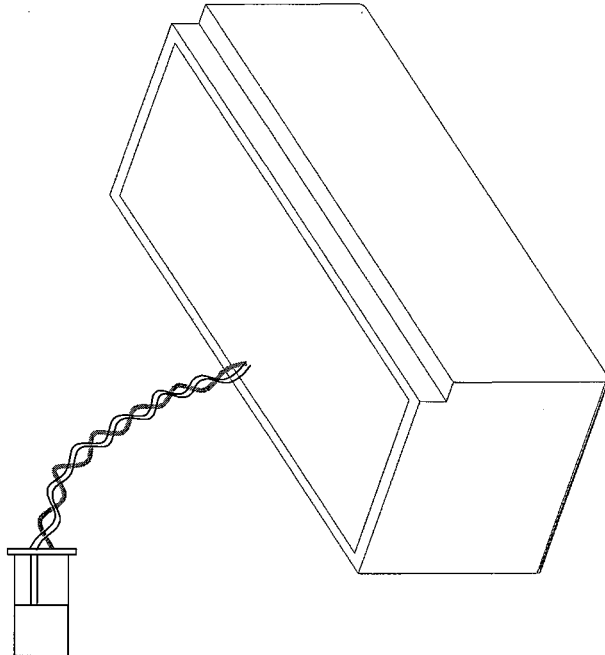
**From:** HDI Gary [<mailto:gary@hdigauges.com>]  
**Sent:** Friday, September 11, 2015 11:44 AM  
**To:** INFOCNTR (PHMSA)  
**Cc:** Rohit Patel  
**Subject:** RE: UN3090 vs. UN3091

Hi Info Center, please see attached documents as we pursue your interpretation of our power pack. The bulk batteries are shipped in this equipment connected via a diode and resistor and encapsulated with a potting epoxy. The power pack is a .8lb (.35kg) CSA-certified 3.6V battery pack comprised of 2 commercially available D batteries (see data sheet attached) each with 68.4 watt hour capacity. In another version, we use a DD battery (D model attached from the DD maker). Best Regards, Gary

**From:** HDI Gary  
**Sent:** Friday, August 28, 2015 3:08 PM  
**To:** 'infocntr@dot.gov'  
**Subject:** UN3090 vs. UN3091

Hi Info Center at DOT, I need to make an official request to DOT to characterize our power pack as a device and not "bulk batteries" nor a "battery" and not 3090 but truly 3091. Thanks, Gary Rohm | Electrical Engineer | Office: 713-688-8555 ext. 227 | Fax: 713-688-2228 | Mobile: 832-512-5852 | [gary@hdigauges.com](mailto:gary@hdigauges.com) | 4130 Directors Row Houston, TX 77092





**2000P GAUGE BATTERY**

ITEM	QTY	HDI P/N	DESCRIPTION	COMMENTS	BOOK SEC#
1	1	MIE3B DR 0610	BLK EPXY SHELL		N/A
2	2		SEE BATTERY OPTIONS BELOW FOR BATTERY OR BATTERIES TO BE USED		N/A
3	2	ELEDI0D5B1700000	DIODE, SCHOTTKY	OPTION 1 & 3	10.32
3A	1	ELEDI0D5B1700000	DIODE, SCHOTTKY	OPTION 2 & 4	10.32
4	2	ELEERST006405001	RES 50 OHM 3/7SW 5% WIREWOUND		10.30
5	1	CSMCDNN0003PLG02	CONN PLUG 20GR MATE N LOCK BTY		10.35
6	2	CSMCDNN012GNTFM	18-24 AVG TIN GRIMP BTRY L/D		10.33
7	AR		WIRE 22 AVG, DOUBLE INSULATION SEE WIRE COLORS BY BATT CHART		N/A
8	AR		WIRE 22 AVG, DOUBLE INSULATION SEE WIRE COLORS BY BATT CHART		N/A
9	AR	CSMEPYX0965CMPAB	ELLSWORTH EPDXY, BLACK 600 M		10.34
10	AR		HEAT SHRINK SLEEVE .33MM THICK		

**\*BATTERY OPTIONS**

OPTION	QTY	HDI P/N	DESCRIPTION	COMMENTS	BOOK SEC#
1	2	PENDING	TADIRAN BATT D-CELL	DR EQUIVALENT	10.38
2	1	PENDING	DMNICELL BATT DOUBLE D-CELL	DR EQUIVALENT	10.37

**\*WIRE COLORS BY BATTERY**

OPTION	ITEM	BATTERY	HDI P/N	WIRE COLOR	COMMENTS	BOOK SEC#
1	8	TADIRAN D-CELL +		RED	DR EQUIVALENT	10.31
	7	TADIRAN D-CELL -		WHITE	DR EQUIVALENT	10.31
2	8	DMNICELL DD-CELL +		RED	DR EQUIVALENT	10.31
	7	DMNICELL DD-CELL -		BLACK	DR EQUIVALENT	10.31

**NOTES:**

1. UPDATED FROM "E392" TO MATCH "E260" WITH THE EXCEPTION THAT BATTERY PACK WILL HAVE SHORTER ENDS AND OFFSET ON ONE SIDE TO FIT IN NEW 2000P REAR COVER.
2. ENGRAVE WITH DEVICE SERIAL # & OR HDI SALES ORDER NUMBER.
3. ATTACH TAG BEFORE INSTALLATION IN GAUGE.

**HDI**

HDI SUB-ASSEMBLY MICRO P. POWER PACK

DATE: 12-12-2012 PROJECT NUMBER: - STATE: - LOCATION: - REV: 9

DRAWING NUMBER: SAPPBAC-8004-ASY-AA THIS SHEET: 9 OF 9

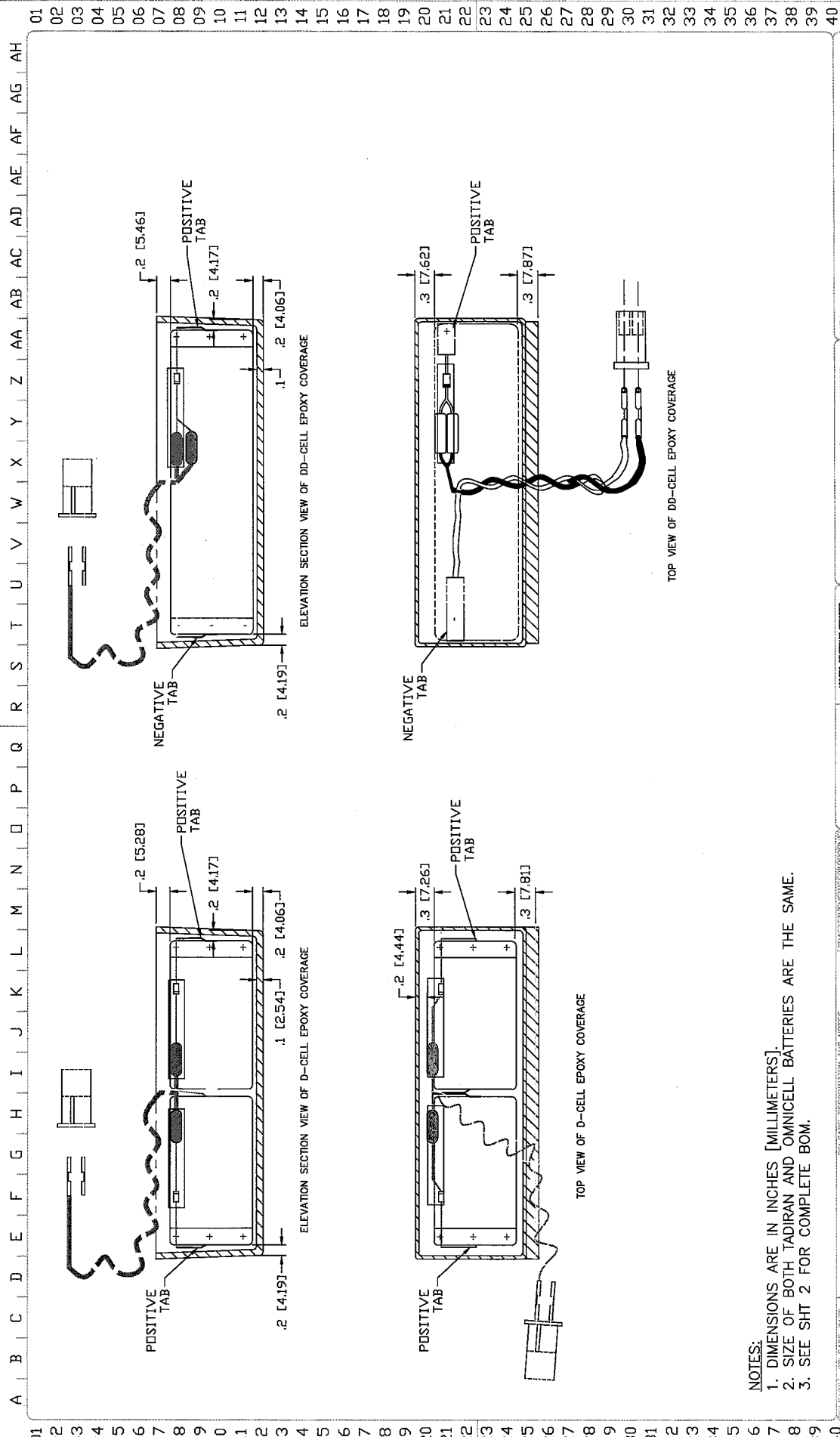
HDI Instruments, U.S. 605 Brantley Dr. Houston, TX 77066  
Phone: 1774.686.8253 Fax: 1774.686.2259

**PROPERTY NOTE:** THIS DOCUMENT CONTAINS INFORMATION TO HDI INSTRUMENTS. IT IS THE PROPERTY OF HDI INSTRUMENTS. IT IS TO BE USED ONLY FOR THE PROJECT AND NOT TO BE REPRODUCED OR TRANSMITTED IN ANY FORM OR BY ANY MEANS, ELECTRONIC OR MECHANICAL, INCLUDING PHOTOCOPYING, RECORDING, OR BY ANY INFORMATION STORAGE AND RETRIEVAL SYSTEM. WITHOUT THE EXPRESS WRITTEN CONSENT OF HDI INSTRUMENTS, LLC.

**UNLESS OTHERWISE SPECIFIED:** ALL DIMENSIONS ARE IN INCHES. DIMENSIONS ARE: DECIMALS: .010" FRACTIONS: 1/16" TOLERANCES ARE: .005" .010" .015" .020" .030" .040" .050" .060" .070" .080" .090" .100" .125" .150" .175" .200" .250" .300" .375" .500" .625" .750" .875" 1.000" .001" .002" .003" .004" .005" .006" .007" .008" .009" .010" .012" .015" .020" .025" .030" .035" .040" .045" .050" .055" .060" .065" .070" .075" .080" .085" .090" .095" .100" .105" .110" .115" .120" .125" .130" .135" .140" .145" .150" .155" .160" .165" .170" .175" .180" .185" .190" .195" .200" .205" .210" .215" .220" .225" .230" .235" .240" .245" .250" .255" .260" .265" .270" .275" .280" .285" .290" .295" .300" .305" .310" .315" .320" .325" .330" .335" .340" .345" .350" .355" .360" .365" .370" .375" .380" .385" .390" .395" .400" .405" .410" .415" .420" .425" .430" .435" .440" .445" .450" .455" .460" .465" .470" .475" .480" .485" .490" .495" .500" .505" .510" .515" .520" .525" .530" .535" .540" .545" .550" .555" .560" .565" .570" .575" .580" .585" .590" .595" .600" .605" .610" .615" .620" .625" .630" .635" .640" .645" .650" .655" .660" .665" .670" .675" .680" .685" .690" .695" .700" .705" .710" .715" .720" .725" .730" .735" .740" .745" .750" .755" .760" .765" .770" .775" .780" .785" .790" .795" .800" .805" .810" .815" .820" .825" .830" .835" .840" .845" .850" .855" .860" .865" .870" .875" .880" .885" .890" .895" .900" .905" .910" .915" .920" .925" .930" .935" .940" .945" .950" .955" .960" .965" .970" .975" .980" .985" .990" .995" 1.000"

**RELEASE:** RELEASE DATE: RELEASE DESCRIPTION AND NOTES

2014-05-02 ADDED HEAT SHRINK SLEEVE PER ECO 1951  
2014-03-25 REMOVED BATT THAT ARE NOT CSA APPROV. PER ECO 1935  
2013-10-01 ADDED ITEM 3A PER ECO 1886  
2013-02-24 CHANGED THE BATTERY BOX DIMENSIONS IN SHELL PER ECO 1880  
2013-02-24 CHANGED THE BATTERY BOX DIMENSIONS IN SHELL PER ECO 1880  
2003-08-14 ADDED PART NUMBERS TO BOM PER ECO 1138  
2003-1-13 DRAWING RELEASED PER ECO 1094



- NOTES:**
1. DIMENSIONS ARE IN INCHES [MILLIMETERS].
  2. SIZE OF BOTH TADIRAN AND OMNICELL BATTERIES ARE THE SAME.
  3. SEE SHT 2 FOR COMPLETE BOM.

RELEASE DATE	RELEASE DESCRIPTION AND NOTES	DRAWER ENGINEER/DESIGNER	DATE	PROJECT NUMBER	SCALE	LEATHER	REV
2014-05-02	ADDED HEAT SHRINK SLEEVE PER ECO 1951	JMG	12-12-2012		N/A		5
2014-03-25	REMOVED BATT THAT ARE NOT CSA APPROV PER ECO 1935	JMG					4
2013-08-01	ADDED UPDATED PER ECO 1886 THICKNESS IN SHELL PER ECO 1880	JMG					3
2013-08-14	CHANGED THE BATTERY SHELL	JMG					2
2003-05-14	ADDED PART NUMBERS TO BOM PER ECO 1138	RENEE					1
2003-01-13	DRAWING RELEASED PER ECO 1094						0

**HDI**

HDJ  
SUB-ASSEMBLY MICRO P. POWER PACK  
EPOXY COVERAGE OF D-CELLS AND DD-CELLS

US Instruments, LLC 450 Shoppers Row, Houston TX 77058  
Phone 713-466-8888 Fax 713-466-8889

**UNLESS OTHERWISE SPECIFIED**  
ALL DIMENSIONS ARE IN INCHES.  
NORMAL TOLERANCES ARE UNLESS NOTED OTHERWISE.  
DIMENSIONS ARE TO CENTER UNLESS NOTED OTHERWISE.  
SURFACE FINISH IS AS SHOWN.  
REMOVE ALL BURRS & SHARP EDGES.  
MATERIAL FINISH

**PROPRIETARY NOTE**  
THIS DOCUMENT CONTAINS INFORMATION TO THE INSTRUMENTS, REPRODUCED OR TRANSMITTED IN ANY FORM OR BY ANY MEANS, WITHOUT THE WRITTEN PERMISSION OF HDI INSTRUMENTS, LLC.

UNLESS OTHERWISE SPECIFIED ALL DIMENSIONS ARE IN INCHES. NORMAL TOLERANCES ARE UNLESS NOTED OTHERWISE. DIMENSIONS ARE TO CENTER UNLESS NOTED OTHERWISE. SURFACE FINISH IS AS SHOWN. REMOVE ALL BURRS & SHARP EDGES. MATERIAL FINISH



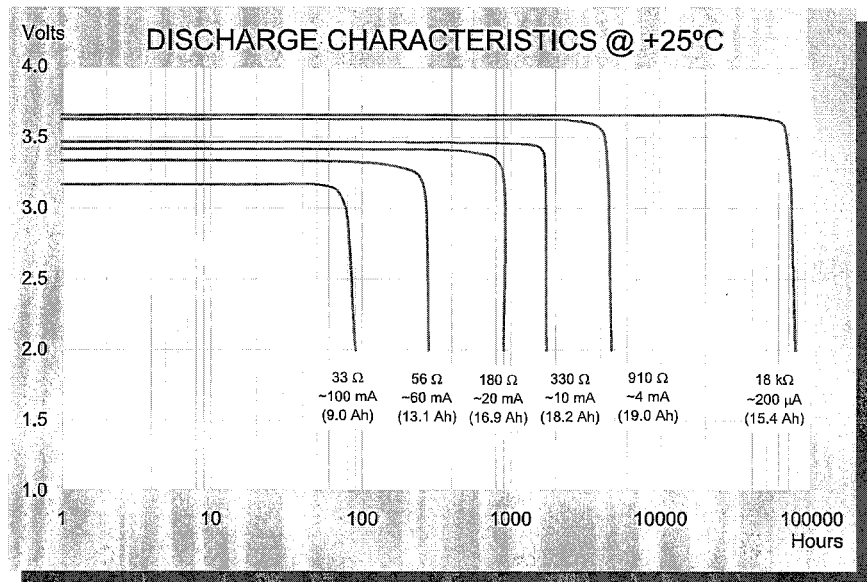
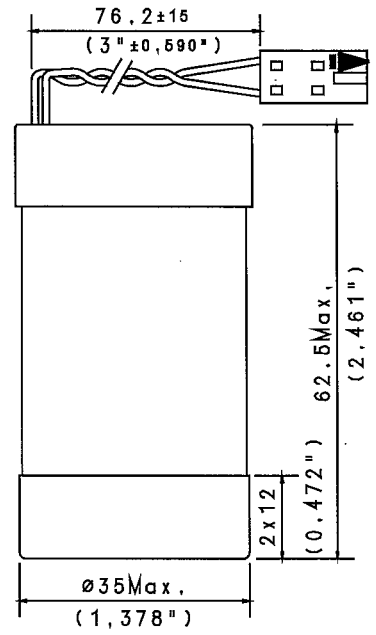
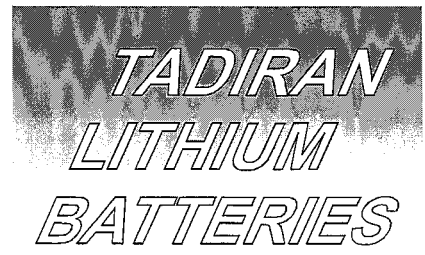
# MODEL TL-5930/F

For Utility Metering Applications

## TECHNICAL DATA

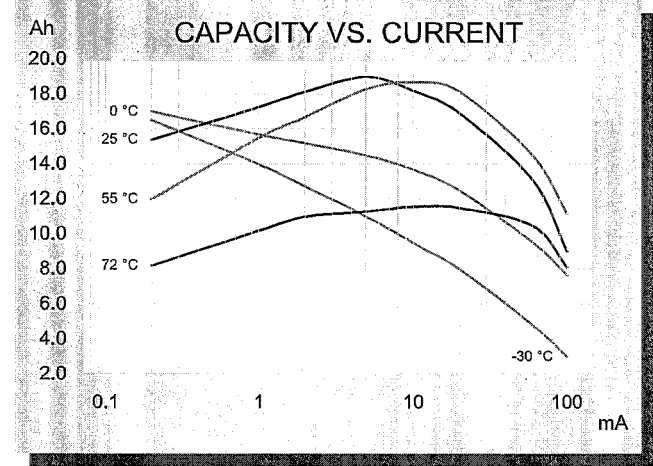
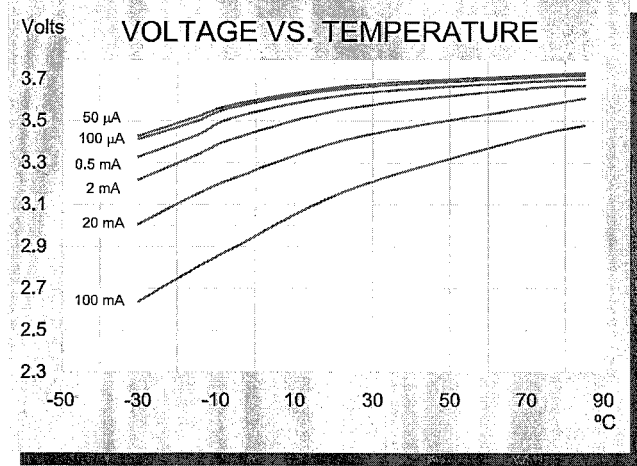
(Typical values @+25°C for batteries stored for one year or less)

- Nominal capacity @ 4 mA, to 2 V 19 Ah
- Rated voltage 3.6 V
- Maximum recommended continuous current 230 mA
- Maximum pulse current capability 500 mA
- Weight 105 g (3.7 oz)
- Operating temperature range -55 °C to +85 °C
- Li metal content approx. 5 g
- U.L. Component Recognition, MH 12193




### ADDITIONAL INFORMATION

CONNECTOR TYPE:	
HOUSING	MOLEX 50-57-9402
CONTACTS	MOLEX 16-02-0086
CATALOGUE NO.	15-5930-40000



*iXtra - Long Term High Performance*

Note: Any presentations in this data sheet concerning performance are for information purpose only and are not construed as warranties either expressed or implied, of future performance. Rev. D 01/06



**MODEL ER34615**  
**Lithium Thionyl Chloride**  
**(Li-SOCl<sub>2</sub>) Battery**

(International size reference: D, ER34615)

**ELECTRICAL CHARACTERISTICS**

(typical values for cells stored for one year or less, at 25°C)

**Nominal capacity** **19Ah**  
 (at 5.0 mA, +25°C, 2.0V cut off. The capacity restored by the cell varies according to current drain, temperature and cut off voltage.)

**Rated voltage** **3.6 V**

**Maximum recommended continuous current** **230 mA**  
 (to get 50% of the nominal capacity at +25°C with 2.0V cut off. Higher currents possible. Consult Omnicel.)

**Pulse capability:** varies according to pulse characteristics (frequency and duration), temperature, cell history (storage conditions prior to usage) and the application's acceptable minimum voltage.

**Maximum pulse current capability** **400 mA**  
**Rated 1 sec. pulse capability (to 3V)** **100 mA**

**Storage** (recommended) **30°C max**  
 (possible without leakage) **-55° / +120°C**

**Operating temperature range** **-55° / +85°C**  
 (Operation at temperature different from ambient may lead to reduced capacity and lower voltage plateau readings.)

**WARNING:**

Fire, explosion and severe burn hazard. Do not recharge, crush, disassemble, heat above 212°F (100°C), incinerate, or expose contents to water.

**KEY FEATURES**

- ✓ High and stable operating voltage
- ✓ High minimum voltage during pulsing
- ✓ Low self discharge rate (less than 1% after 1 year of storage at +25°C)
- ✓ Stainless steel container
- ✓ Hermetic glass-to-metal sealing
- ✓ Non-flammable electrolyte
- ✓ Compliant with IEC 86-4 safety standard and EN 50020 intrinsic safety

**UL** Underwriters Laboratories (UL) Component Recognition (File Number MH 47566)

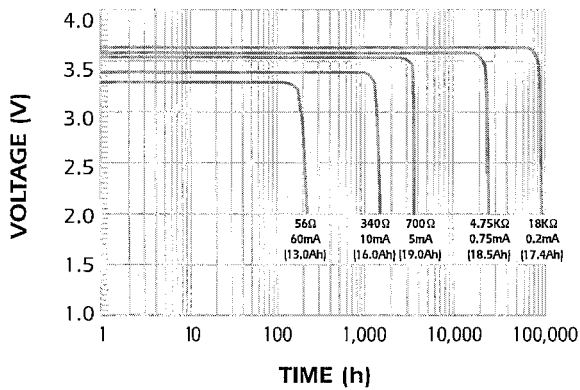
**MAIN APPLICATIONS**

- ✓ Utility metering
- ✓ Alarms and security devices
- ✓ Memory back-up
- ✓ Tracking systems
- ✓ Automotive electronics
- ✓ Professional electronics ... etc.

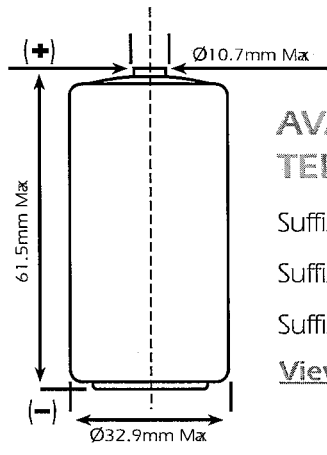
Note: Any representations in this data sheet concerning performance are for informational purpose only and are not construed as warranties, either expressed or implied, of future performance.



### DISCHARGE CHARACTERISTICS @ +25°C



## ER34615

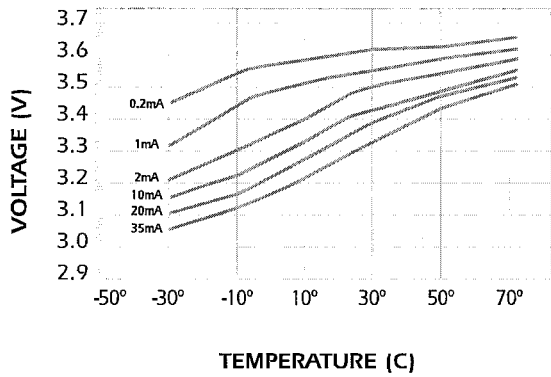


### AVAILABLE TERMINATIONS

- Suffix -/S Standard
- Suffix -/T Solder Tabs
- Suffix -/W Wire Leads

View available terminations

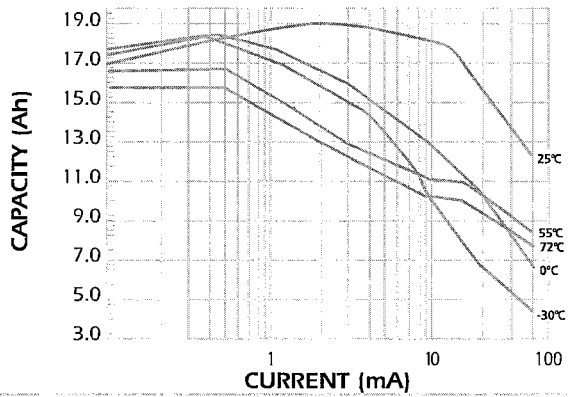
### VOLTAGE VS. TEMPERATURE



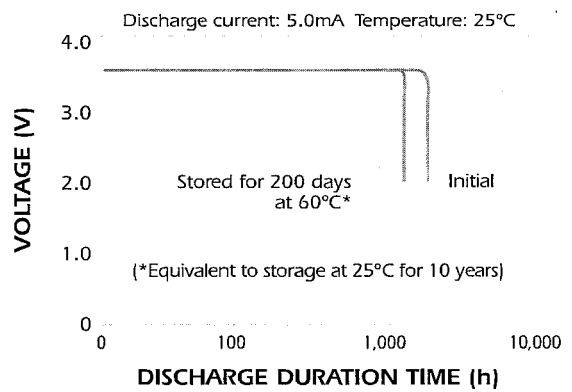
### PHYSICAL CHARACTERISTICS

Diameter (max)	32.9 mm (1.295")
Height (max)	61.5 mm (2.421")
Typical weight	100 g (3.527oz)

### CAPACITY VS. CURRENT



### STORAGE CHARACTERISTICS



www.omnicel.com  
800.332.2436

**Omni**