

Spread B

- ▲ Proposed Temporary CP Installation
- ◆ Proposed Permanent CP Ground Bed
- ◆ Installed Permanent CP Ground Bed
- ◆ Energized Permanent CP Ground Bed
- Spread Break
- MVP Milepost
- 2nd Qtr 2018
- 3rd Qtr 2018
- 4th Qtr 2018
- 1st Qtr 2019
- 2nd Qtr 2019
- 3rd Qtr 2019
- 4th Qtr 2019

| Spread B Installed Length | |
|---------------------------|-------|
| 2nd Qtr 2018 | |
| 3rd Qtr 2018 | 7.30 |
| 4th Qtr 2018 | 8.97 |
| 1st Qtr 2019 | 0.45 |
| 2nd Qtr 2019 | 4.31 |
| 3rd Qtr 2019 | 7.38 |
| 4th Qtr 2019 | 0.89 |
| Total | 29.30 |

Gilmer

Lewis

Upshur

Braxton

Webster

Spread C

- ▲ Proposed Temporary CP Installation
- ◆ Proposed Permanent CP Ground Bed
- ◆ Installed Permanent CP Ground Bed
- ◆ Energized Permanent CP Ground Bed
- Spread Break
- MVP Milepost
- 2nd Qtr 2018
- 3rd Qtr 2018
- 4th Qtr 2018
- 1st Qtr 2019
- 2nd Qtr 2019
- 3rd Qtr 2019
- 4th Qtr 2019

| Spread C Installed Length | |
|---------------------------|-------|
| 2nd Qtr 2018 | 0.12 |
| 3rd Qtr 2018 | 7.27 |
| 4th Qtr 2018 | 6.34 |
| 1st Qtr 2019 | |
| 2nd Qtr 2019 | 1.26 |
| 3rd Qtr 2019 | 14.24 |
| 4th Qtr 2019 | 1.20 |
| Total | 30.42 |

65

65.4

70

75

80

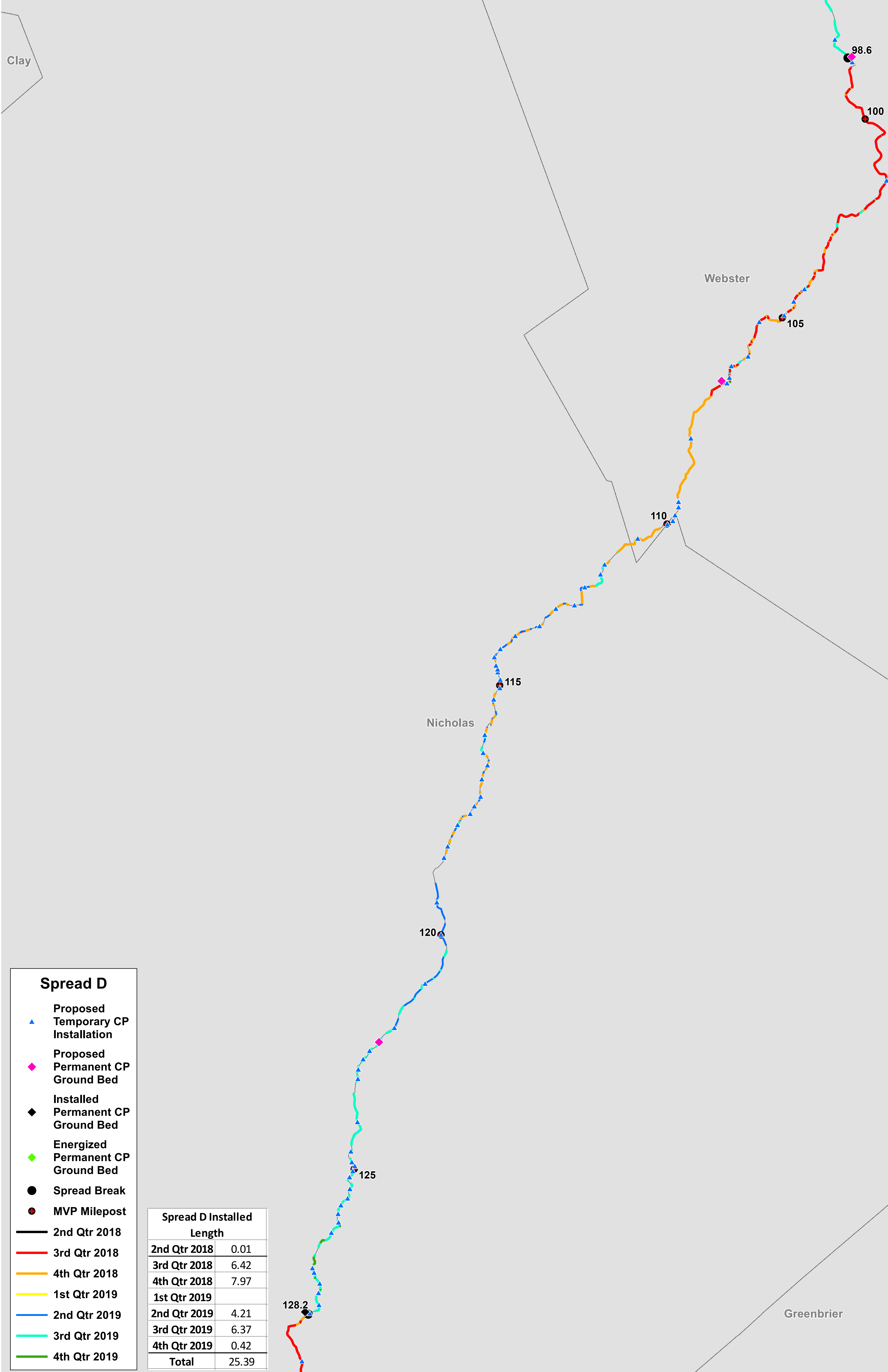
85

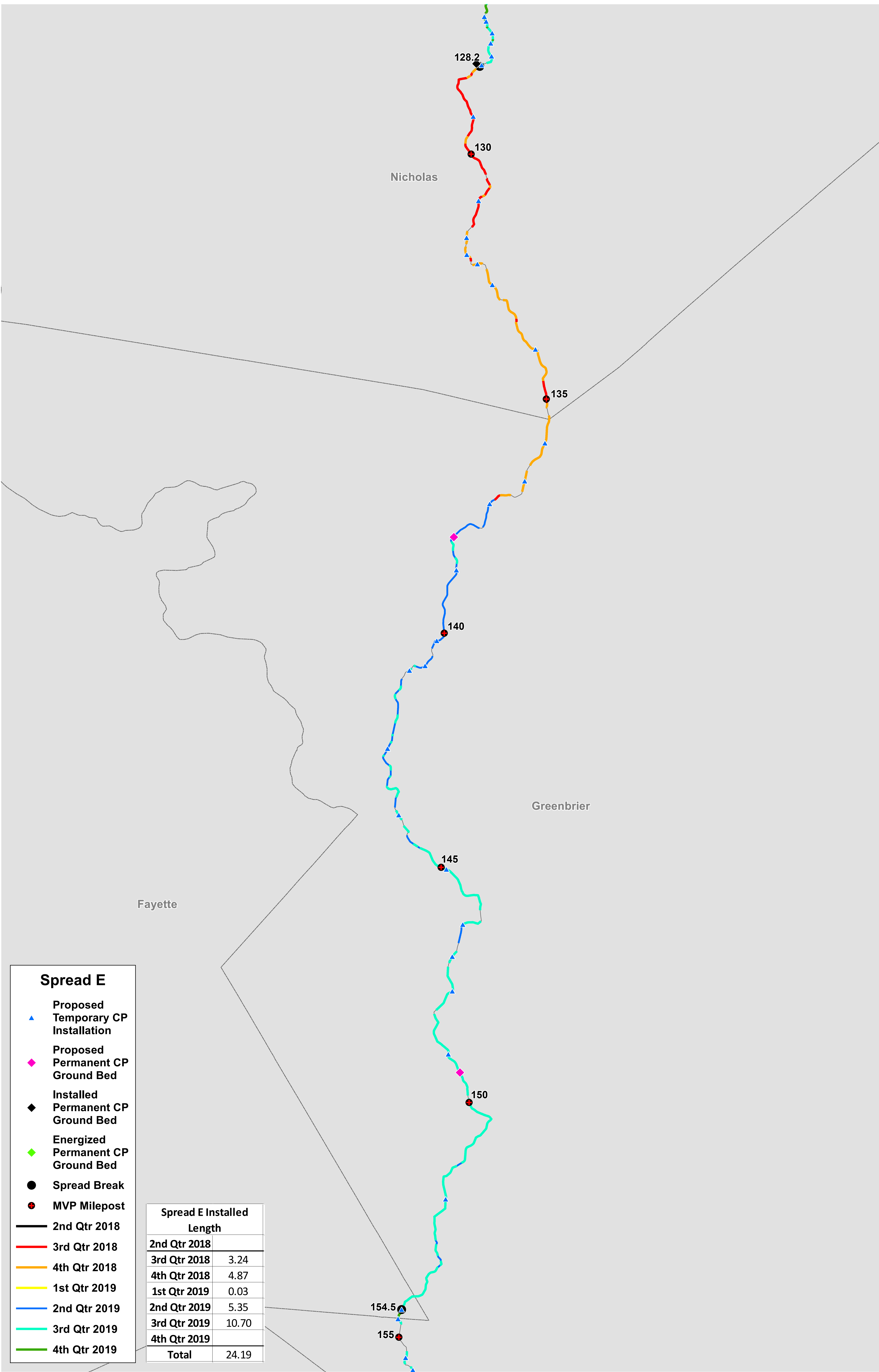
90

95

98.6

100

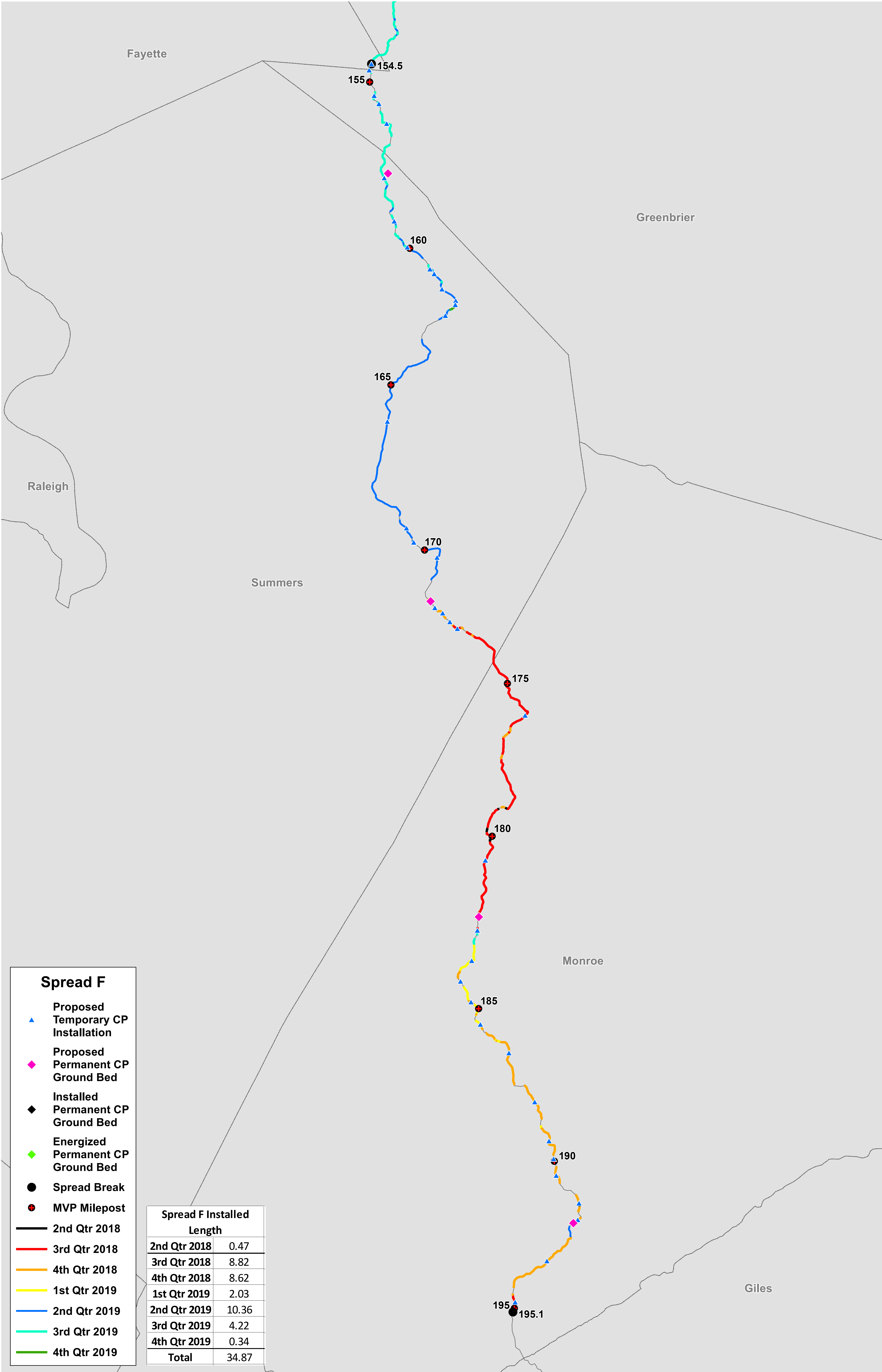




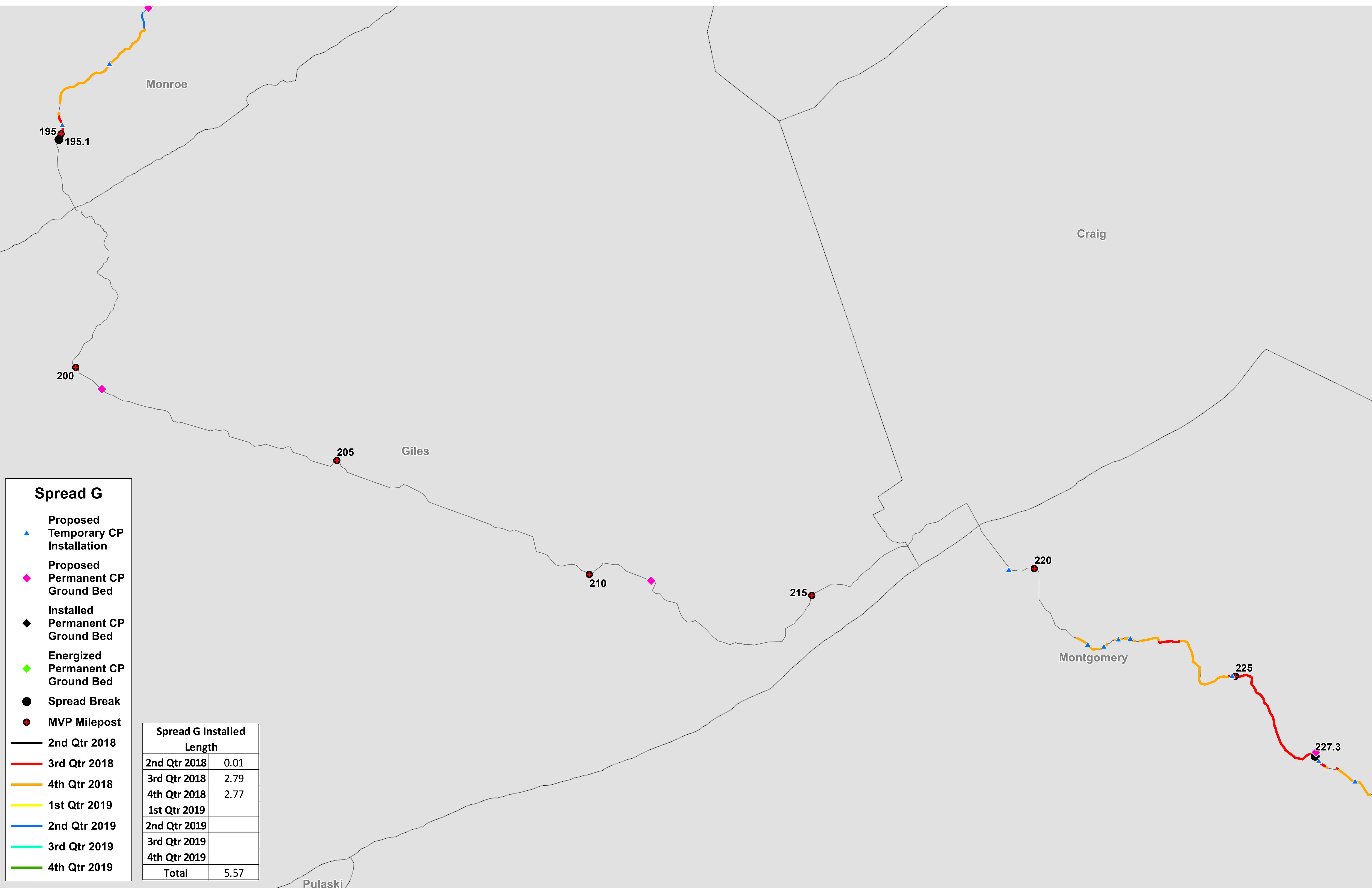
Spread E

- Proposed Temporary CP Installation
- Proposed Permanent CP Ground Bed
- Installed Permanent CP Ground Bed
- Energized Permanent CP Ground Bed
- Spread Break
- MVP Milepost
- 2nd Qtr 2018
- 3rd Qtr 2018
- 4th Qtr 2018
- 1st Qtr 2019
- 2nd Qtr 2019
- 3rd Qtr 2019
- 4th Qtr 2019

| Spread E Installed Length | |
|---------------------------|-------|
| 2nd Qtr 2018 | |
| 3rd Qtr 2018 | 3.24 |
| 4th Qtr 2018 | 4.87 |
| 1st Qtr 2019 | 0.03 |
| 2nd Qtr 2019 | 5.35 |
| 3rd Qtr 2019 | 10.70 |
| 4th Qtr 2019 | |
| Total | 24.19 |



| Spread F Installed Length | |
|---------------------------|-------|
| 2nd Qtr 2018 | 0.47 |
| 3rd Qtr 2018 | 8.82 |
| 4th Qtr 2018 | 8.62 |
| 1st Qtr 2019 | 2.03 |
| 2nd Qtr 2019 | 10.36 |
| 3rd Qtr 2019 | 4.22 |
| 4th Qtr 2019 | 0.34 |
| Total | 34.87 |



Spread G

▲ Proposed
Temporary CP
Installation

◆ Proposed
Permanent CP
Ground Bed

◆ Installed
Permanent CP
Ground Bed

◆ Energized
Permanent CP
Ground Bed

● Spread Break

● MVP Milepost

— 2nd Qtr 2018

— 3rd Qtr 2018

— 4th Qtr 2018

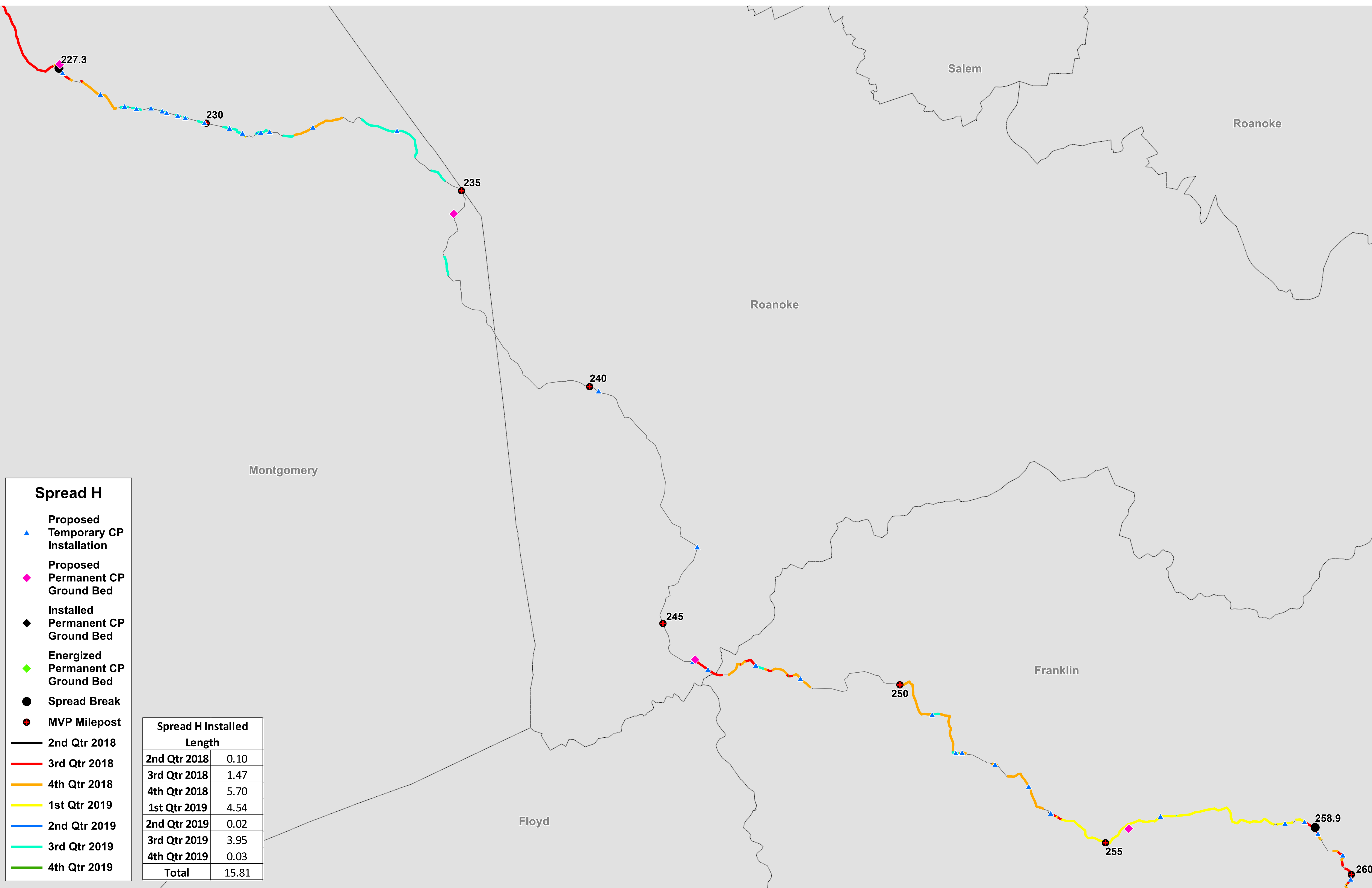
— 1st Qtr 2019

— 2nd Qtr 2019

— 3rd Qtr 2019

— 4th Qtr 2019

| Spread G Installed Length | |
|---------------------------|------|
| 2nd Qtr 2018 | 0.01 |
| 3rd Qtr 2018 | 2.79 |
| 4th Qtr 2018 | 2.77 |
| 1st Qtr 2019 | |
| 2nd Qtr 2019 | |
| 3rd Qtr 2019 | |
| 4th Qtr 2019 | |
| Total | 5.57 |



Spread H

▲

Proposed Temporary CP Installation

◆

Proposed Permanent CP Ground Bed

◆

Installed Permanent CP Ground Bed

◆

Energized Permanent CP Ground Bed

●

Spread Break

●

MVP Milepost

—

2nd Qtr 2018

—

3rd Qtr 2018

—

4th Qtr 2018

—

1st Qtr 2019

—

2nd Qtr 2019

—

3rd Qtr 2019

—

4th Qtr 2019

| Spread H Installed Length | |
|---------------------------|-------|
| 2nd Qtr 2018 | 0.10 |
| 3rd Qtr 2018 | 1.47 |
| 4th Qtr 2018 | 5.70 |
| 1st Qtr 2019 | 4.54 |
| 2nd Qtr 2019 | 0.02 |
| 3rd Qtr 2019 | 3.95 |
| 4th Qtr 2019 | 0.03 |
| Total | 15.81 |

