



Lithium Battery Air Safety Advisory Committee Meeting: Meeting Protocols

March 3-4, 2021
10:30 - 4pm EST
MS Teams

Before the Meeting

- Read the “Guide for Participants” on how to connect and use MS Teams.
- Set up your equipment before the day of the meeting:
 - If you have MS Teams installed on your computer, make sure it works properly
 - If you don’t have it yet, install the app
 - If you can’t install it, you will have to connect with Microsoft Edge
- Keep your phone on silent to minimize all background noise
- If possible use a headset rather than speakers
 - You can also use bluetooth headphones, or even the earphones that came with your smartphone if they have a microphone built in

Before the Meeting

- Webcam:
 - Check your webcam's video is clear
 - If possible, avoid sitting with your back to the window to avoid becoming a silhouette
 - If needed, elevate your laptop to frame yourself in the cameras view
 - To test your camera beforehand, you can click “Meet now” under the calendar tab to start a meeting without any other people. This can help you get comfortable with your setup
- Ensure you have all the required documentation at hand:
 - Agenda
 - Documents to be discussed during the session







Joining In

- Follow the instructions given in the “guide for participants” on how to connect and use MS Teams
- The virtual meeting room will be accessible from 10:00am EST both days
 - Committee members are invited to join in at that time
 - This will allow you to ensure everything is working on your side (microphone, video, etc)

During the Meeting: Ground Rules

- The Chairman and DFO will open the session
- The meeting will be conducted in accordance with the provided agenda
- All presentations will be "driven" by the presenter.
- Send all presentations to lithiumbatteryFACA@dot.gov by close of business on Monday, March 1st
- Participation by members of the Committee, subject matter experts, and members of the general public are encouraged. If you would like to comment please raise your hand (instructions provided in the “guide for participants” document). If the raise hand feature is not working, please comment in the meeting chat that you would like to make a comment and you will be called on to speak
- If you experience technical difficulties prior to or during the meeting, please email lithiumbatteryFACA@dot.gov and we will assist to the best of our ability

During the Meeting: Speaking

-  • To ask for the floor, use the «raise your hand» icon and wait for the Chair to give you the floor
-  • Before taking the floor, unmute yourself and turn on your camera, so the audience can see you while you speak
-  • If your name has not been announced by the Chair and your name is not visible on the participants panel, identify yourself before making your statement (e.g., [your name] speaking for [organisation])
 - Beware of audio lag. Speak a little slower than usual
 -  • Compression algorithms cause latency, *everyone does not hear everyone else at the same time. Be patient!*
 - Be as clear and concise as possible
-  • *Do not forget to mute yourself (and turn off your camera) when you are finished. Lower your hand*
-  • Your home broadband might not be as fast as a work connection. If you find the connection sluggish, turn off incoming video using the menu button on the video toolbar
- 